

# Smart30



◀ 3-PHASE

30 AMPS













SINGLE PHASE ▶

*Thank you for purchasing this Smart30. Smart Power Systems is dedicated to developing and manufacturing the highest performance power protection and filtration devices for your electronic equipment. Proper use of this device will provide the protection needed for your connected equipment.*

**SmartPower**<sup>TM</sup>  
.....SYSTEMS  
AN EMERGE POWER SOLUTION COMPANY

## Use this user's guide for the following products:

MODEL	DESCRIPTION		
S30-1P120	30 Amp, Single Phase 120 Volts, 2 wire + Ground	OUTPUT RECEPTACLE  L5-30R	PLUG TYPE  L5-30P
S30-1P240	30 Amp, Single Phase 240 Volts, 2 wire + Ground	OUTPUT RECEPTACLE  L6-30R	PLUG TYPE  L6-30P
S30-1P120-240	30 Amp, Single Phase 120/240 Volts, 3 wire + Ground	OUTPUT RECEPTACLE  L14-30R	PLUG TYPE  L14-30P
S30-3P240	30 Amp, 3 phase 240 Volts, 3 wire + Ground	OUTPUT RECEPTACLE  L15-30R	PLUG TYPE  L15-30P
S30-3P120-208	30 Amp, 3 phase 120/208 Volts, 4 wire + Ground	OUTPUT RECEPTACLE  L21-30R	PLUG TYPE  L21-30P

## CAUTION

- Use only in dry locations indoors.
- Avoid dropping the unit.
- Only plug the **Smart30** into a three pronged grounded outlet. This unit is not to be used with any type of ground "lift" or pin eliminator.
- Do not open the **Smart30** unit, there are no serviceable parts inside. Opening the unit will void your warranty.

## CAUTION

This device features an internal protection that will disconnect the surge protective component at the end of its useful life but will maintain power to the load now unprotected. If this situation is undesirable for the application, follow the manufacturer's instructions for replacing the device.

## CAUTION

Do not install this device if there is not at least 10 meters (30 feet) or more of wire between the electrical outlet and the electrical service panel.

## ATTENTION

- Utiliser uniquement dans des endroits secs à l'intérieur.
- Évitez de faire tomber l'appareil.
- Ne branchez le **Smart30** dans une prise de terre à trois pronged. Cette unité ne doit pas être utilisé avec tout type de terrain "ascenseur" ou broches éliminateur.
- Ne pas ouvrir l'unité **Smart30**, il n'y a pas de pièces réparables. Ouverture de l'unité annulera votre garantie.

## ATTENTION

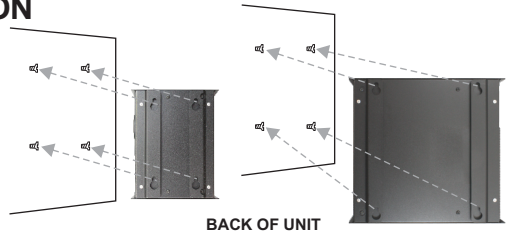
Cet appareil dispose d'une protection interne qui va déconnecter le composant de protection contre les surtensions à la fin de sa vie utile mais se maintenir au pouvoir à la charge maintenant sans protection. Si cette situation est souhaitable pour l'application, suivez les instructions du fabricant pour le remplacement de l'appareil.

## ATTENTION

Ne pas installer cet appareil si il n'y a pas au moins 10 mètres (30 pieds) ou plus de fil entre la prise électrique et le panneau de service électrique.

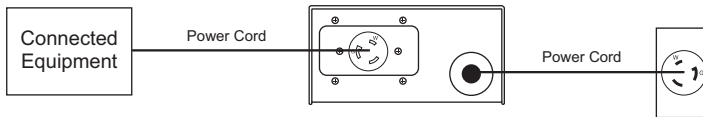
## WALL MOUNT INSTALLATION

To mount your Smart30 unit to a wall or other surface, first, install four screws (not included) on the wall, where monitoring lights can be observed. Leave 1/4 inch of the screw exposed. Use the two mounting holes in the back of the Smart30 by sliding them into the exposed part of the screws and lock into place.



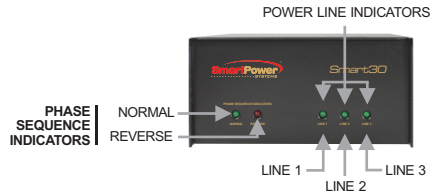
## INSTALLATION OF SMART30

1. Turn off and un-plug equipment to be protected from wall outlet.
2. Plug the equipment into the **Smart30** Unit.
3. Plug the **Smart30** unit into grounded wall outlet.
4. Your equipment is now fully protected. Place the **Smart30** where monitoring lights can be observed.



## 3-PHASE

### FRONT VIEW



## 3-PHASE

### REAR VIEW



## CAUTION


In case of reverse phase sequence in 3 phase models (RED LED ON), the phase sequence should be corrected at the wall outlet by a certified electrician. Reverse phase sequence might lead to malfunction of the 3 phase equipment.

## ATTENTION

En cas de séquence de phase inverse en 3 modèles de phase (LED rouge sur), la séquence de phase devrait être corrigé à la prise murale par un électricien certifié. Séquence de phase inverse peut entraîner un dysfonctionnement de l'équipement en 3 phases.


## SINGLE PHASE

### FRONT VIEW



## SINGLE PHASE

### REAR VIEW



If you have any questions call us at our Tech Support line toll free 1-800-772-7633 or email us at [support@smartpowersystems.com](mailto:support@smartpowersystems.com)

## OTHER POWER PROTECTION PRODUCTS

### TRANSFORMER BASED FILTER SERIES (TBF™) POWER FILTERS

Considered to be one of the most significant developments in the power protection industry. TBF™ Filters contain innovative technology that combines Surge Suppression and Noise Isolation which filters the noise on the ground to less than 0.5 Volts (US Patent # 6229682). Exclusive "POVP" Prolonged Over Voltage Protector (US Patent # 6560086) disconnects the output power if voltage exceeds 155 volts. Exclusive Smart Technology (US Patent #5721661) protects microprocessor based equipment against reverse polarity or no ground. The patented TBF™ filters prevent 90% of the power problems experienced by your POS system, computer, copier and facsimile machine.

### UNINTERRUPTIBLE POWER SUPPLIES - UPS SERIES

Smart Power Systems' Uninterruptible Power Supplies (UPS) integrated TBF™ Technology provide on-line power conditioning.

## WARRANTY

All Smart30 units are guaranteed free of defects in material or workmanship for 5 years. See our website for more details - [www.smartpowersystems.com](http://www.smartpowersystems.com)

### \$25,000 Connected Equipment Warranty

If the Smart Power Systems equipment fails and this failure allows a surge to pass through and damage the connected equipment, Smart Power Systems will pay for the repair or replacement of the connected equipment of the original purchaser. Please take the time to **register** each Smart Power Systems' product along with the connected equipment devices connected to it within 10 days of date of purchase in order for you to take advantage of this product warranty and connected equipment protection policy. See our website for more details - [www.smartpowersystems.com](http://www.smartpowersystems.com)

## IMPORTANT

If for any reason you need to return the **Smart30** unit to the manufacturer, you should obtain an RMA (Return Material Authorization) number before returning the unit. To request an RMA number please call 1-800-772-7633 or visit the website at [www.smartpowersystems.com/rma.htm](http://www.smartpowersystems.com/rma.htm)



Meets  
UL 1449 3rd. Edition  
Requirements

7409 Railhead Ln. - Houston, Texas 77086 - Tel:(713)464-8000 - Fax:(713)984-0841  
E-mail: [support@smartpowersystems.com](mailto:support@smartpowersystems.com) - [www.smartpowersystems.com](http://www.smartpowersystems.com) **1-800-882-8285**